



ಬೃಹತ್ ಬೆಂಗಳೂರು ಮಹಾನಗರ ಪಾಲಿಕೆ
Bruhat Bengaluru Mahanagara Palike



BBMP COVID-19 WAR ROOM 25.05.2022



OVERVIEW OF COVID-19 IN BENGALURU

CASE TRENDS ACTIVE CASES **1,730**

Confirmed Cases

197

17,86,670 #

Recovered Cases

118

17,67,976 #

Death Cases

0

16,964 #



HOSPITALIZATION **5**

ICU – V

-

ICU

-

HDU

1

General

4

INCLUDES GOVT. QUOTA AND PRIVATE WALK-IN HOSPITALIZATION



VACCINATION **9,575** 1,91,07,811

First Dose

1,642

95,26,090 #

Second Dose

4,746

90,03,164 #

Precaution Dose

3,187

5,78,557 #



TRIAGING

MTU

16

Tele Triage

162



ACTIVE CLUSTERS

4

BUDDING CLUSTERS

(< 5 cases)

4

CLUSTERS (> 5 cases)

0



TESTING **13,973** 2,96,76,912

RAT

3,188

RTPCR

10,785

Positivity : 1.13%

*FOR LAST 7 DAYS

: indicates cumulative numbers till date



ABSTRACT OF COVID-19 SCENARIO IN BENGALURU



	MALE			FEMALE			TRANSGENDER			TOTAL		
	Last 24 Hours	Last 7 Days	Cumulative	Last 24 Hours	Last 7 Days	Cumulative	Last 24 Hours	Last 7 Days	Cumulative	Last 24 Hours	Last 7 Days	Cumulative
Positive Cases	118	372	10,56,843	79	244	7,29,636	0	0	191	197	616	17,86,670
Recovered Cases	76	403	10,44,585	42	245	7,23,208	0	0	183	118	648	17,67,976
Death Cases	0	0	10,745	0	0	6,215	0	0	4	0	0	16,964
Total Tests Done	In Last 24 hrs. : 13,973			In last 7 days : 81,695			Cumulative : 2,96,76,912					
Vaccine Doses Administered	In Last 24 hrs. : 9,575			In last 7 days : 63,926			Cumulative : 1,91,07,811					
ACTIVE CASES									1,730			

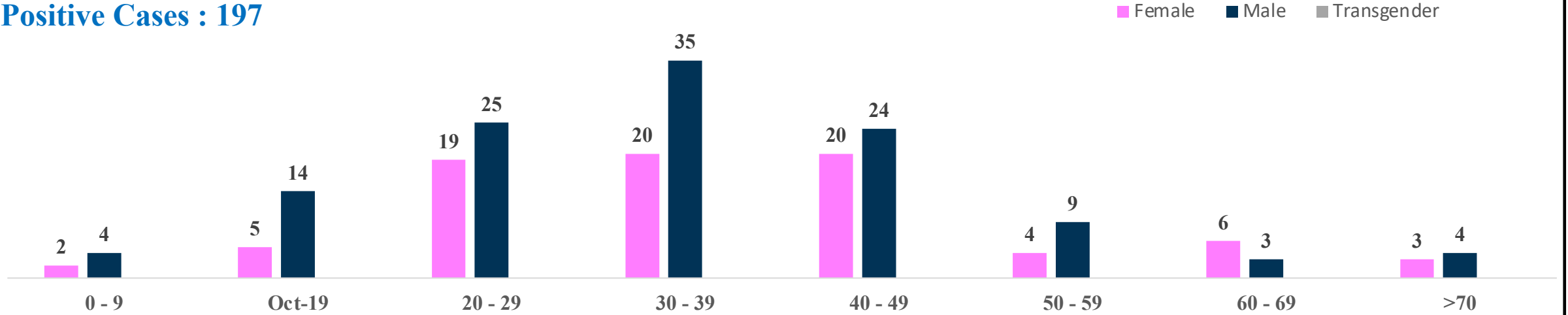
*Covid deaths occurred today : 00 | Covid deaths occurred beyond last 24 hrs., reported today : 00



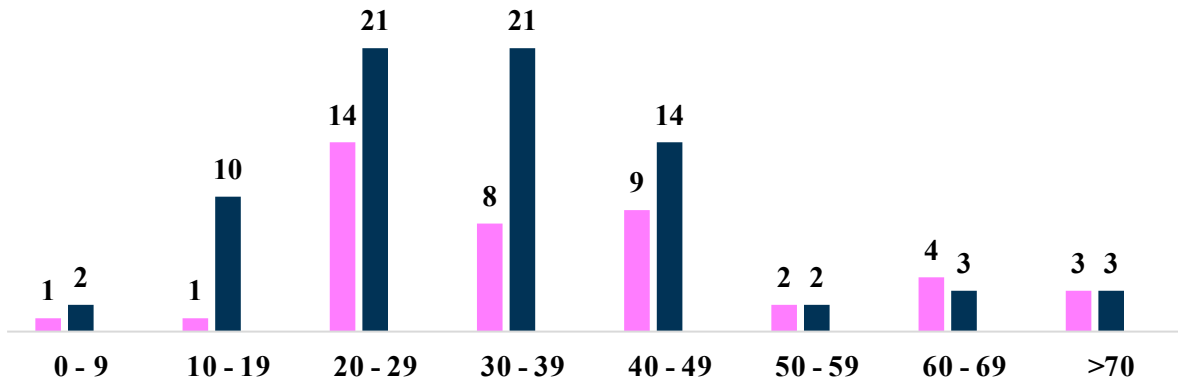
LAST 24 HOURS AGE GROUP AND GENDER WISE DISTRIBUTION



Positive Cases : 197



Recovered Cases : 118

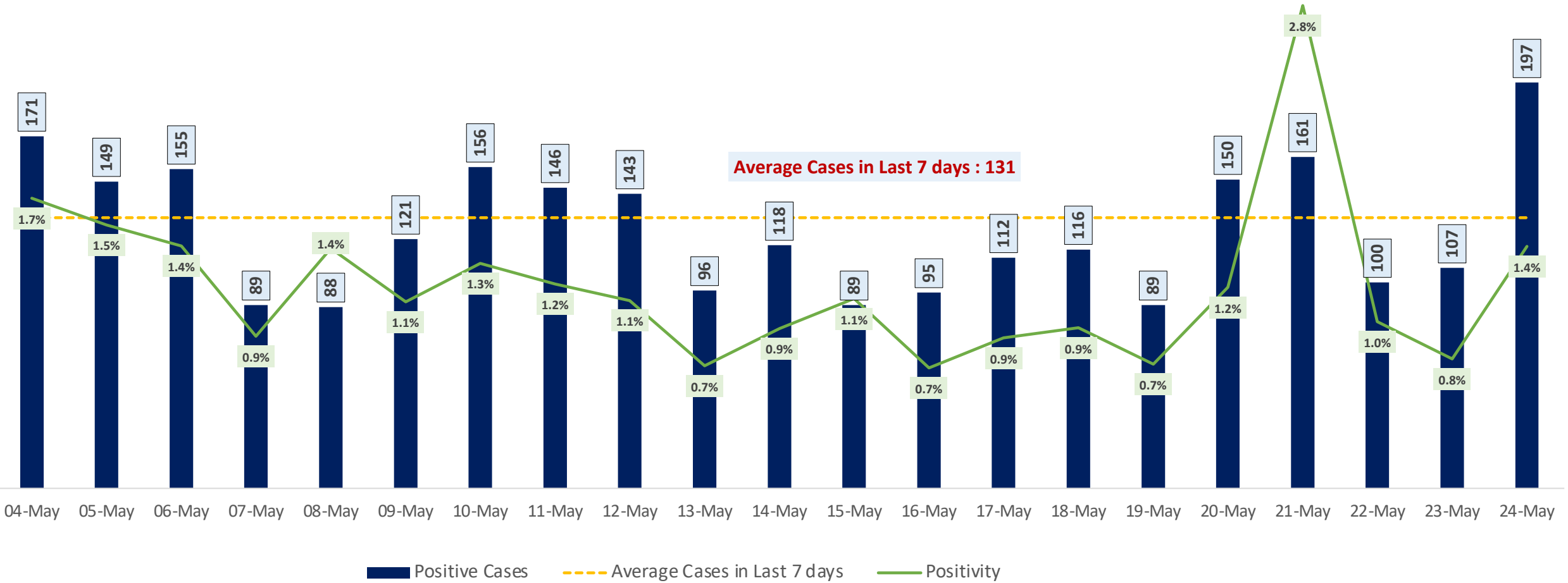


Death Cases : 0

0 to 9 10 to 19 20 to 29 30 to 39 40 to 49 50 to 59 60 to 69 >=70



POSITIVITY RATE OF BENGALURU – LAST 21 DAYS

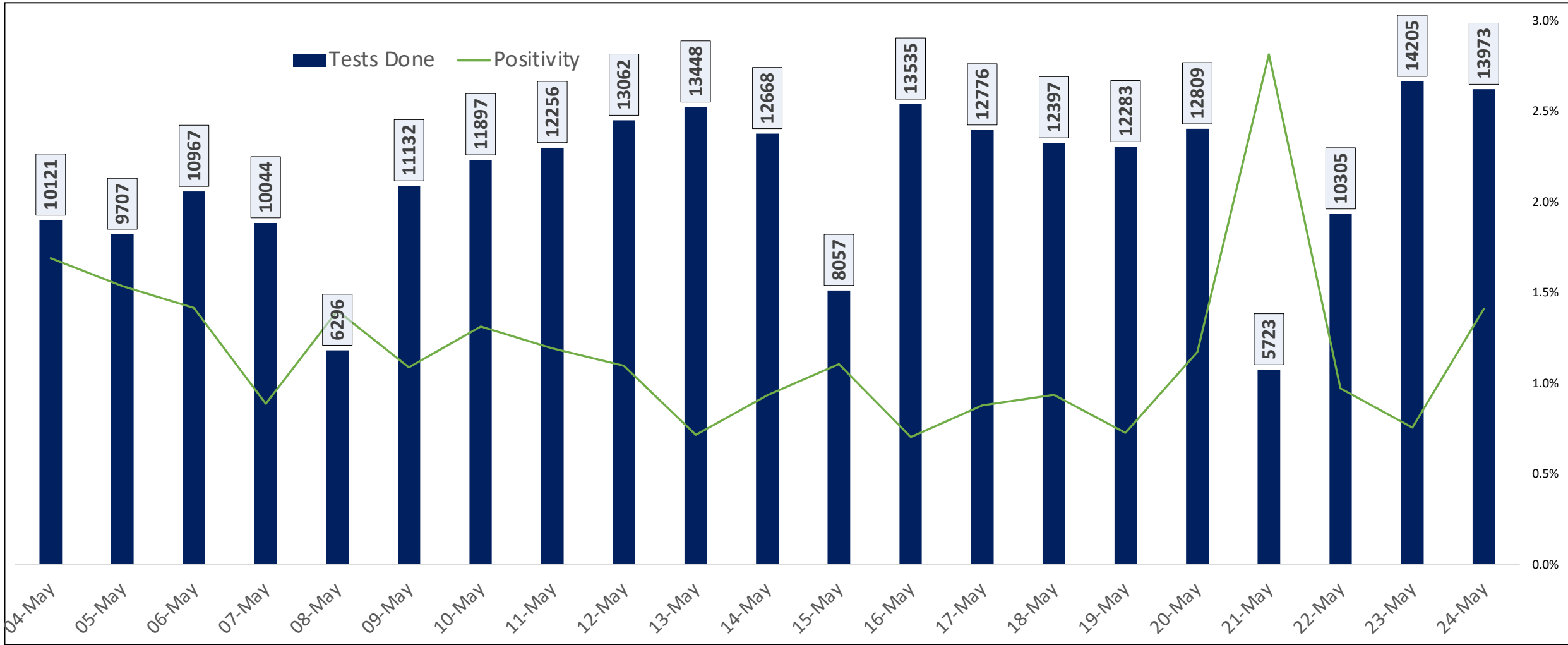




TESTING TRENDS IN BENGALURU



Total Test Conducted Till Date	Test Conducted Last 24 hours	Last 7 Days Average
2,96,76,912	13,973	11,671



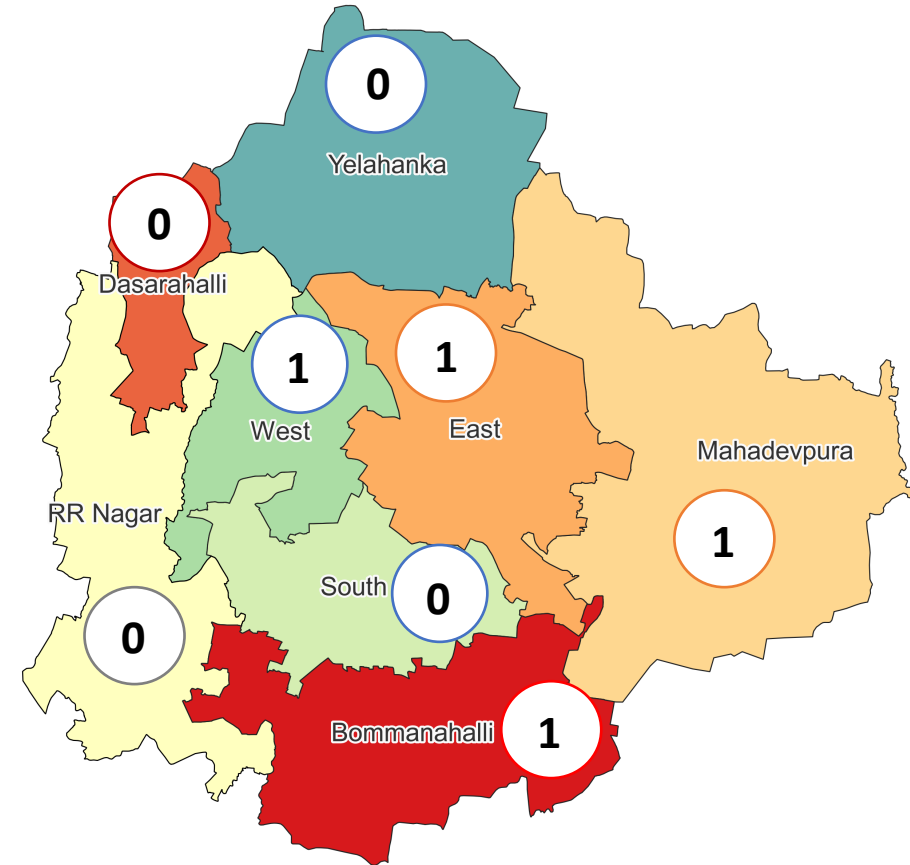


CLUSTER DETAILS



Zone Name	TOTAL CLUSTERS	Budding Clusters	Clusters	Outbreaks
		Less Than 5 Cases	5 To 14 Cases	More Than 14 Cases
BOMMANAHALLI	1 (-)	1 (-)	0 (-)	0 (-)
DASARAHALLI	0 (-)	0 (-)	0 (-)	0 (-)
EAST	1 (-)	1 (-)	0 (-)	0 (-)
MAHADEVPURA	1 (-)	1 (-)	0 (-)	0 (-)
RR NAGAR	0 (-)	0 (-)	0 (-)	0 (-)
SOUTH	0 (-)	0 (-)	0 (-)	0 (-)
WEST	1 (-)	1 (-)	0 (-)	0 (-)
YELAHANKHA	0 (-)	0 (-)	0 (-)	0 (-)
TOTAL	4 (-)	4 (-)	0 (-)	0 (-)

Total Active Clusters



Types of Clusters

Zone Name	Apartments/ Villa	Individual House	Hostels/Quarters	Others	Schools/Colleges
BOMMANAHALLI	1 (-)	0 (-)	0 (-)	0 (-)	0 (-)
DASARAHALLI	0 (-)	0 (-)	0 (-)	0 (-)	0 (-)
EAST	1 (-)	0 (-)	0 (-)	0 (-)	0 (-)
MAHADEVPURA	1 (-)	0 (-)	0 (-)	0 (-)	0 (-)
RR NAGAR	0 (-)	0 (-)	0 (-)	0 (-)	0 (-)
SOUTH	0 (-)	0 (-)	0 (-)	0 (-)	0 (-)
WEST	1 (-)	0 (-)	0 (-)	0 (-)	0 (-)
YELAHANKHA	0 (-)	0 (-)	0 (-)	0 (-)	0 (-)
TOTAL	4 (-)	0 (-)	0 (-)	0 (-)	0 (-)

▲▼ : Shows increase and decrease in numbers as compared to previous day



GOVT. QUOTA COVID BED STATUS AS ON 25.05.2022



SR. NO.	Facility Type	No. of Hospital	Total Allocated Beds for C+ Patients					Occupied Beds for C+ Patients					Net Available Beds for C+ Patients				
			Gen Beds	HDU	ICU Beds	ICU-V	Total	Gen Beds	HDU	ICU Beds	ICU-V	Total	Gen Beds	HDU	ICU Beds	ICU-V	Total
1	Government Medical Colleges	4	120	255	33	27	435	0	0	0	0	0	120	255	33	27	435
2	Government Hospitals	18	637	292	74	95	1,098	0	0	0	0	0	637	292	74	95	1,098
3	Private Medical Colleges	12	178	200	66	35	479	0	0	0	0	0	178	200	66	35	479
4	Private Hospitals	32	181	61	49	42	333	0	0	0	0	0	181	61	49	42	333
5	Covid Care Centre	1	50					0					50				
Total Beds		67	1,166	808	222	199	2,395	0	0	0	0	0	1,166	808	222	199	2,395

* Status as on 25.05.2022 – 03:10PM

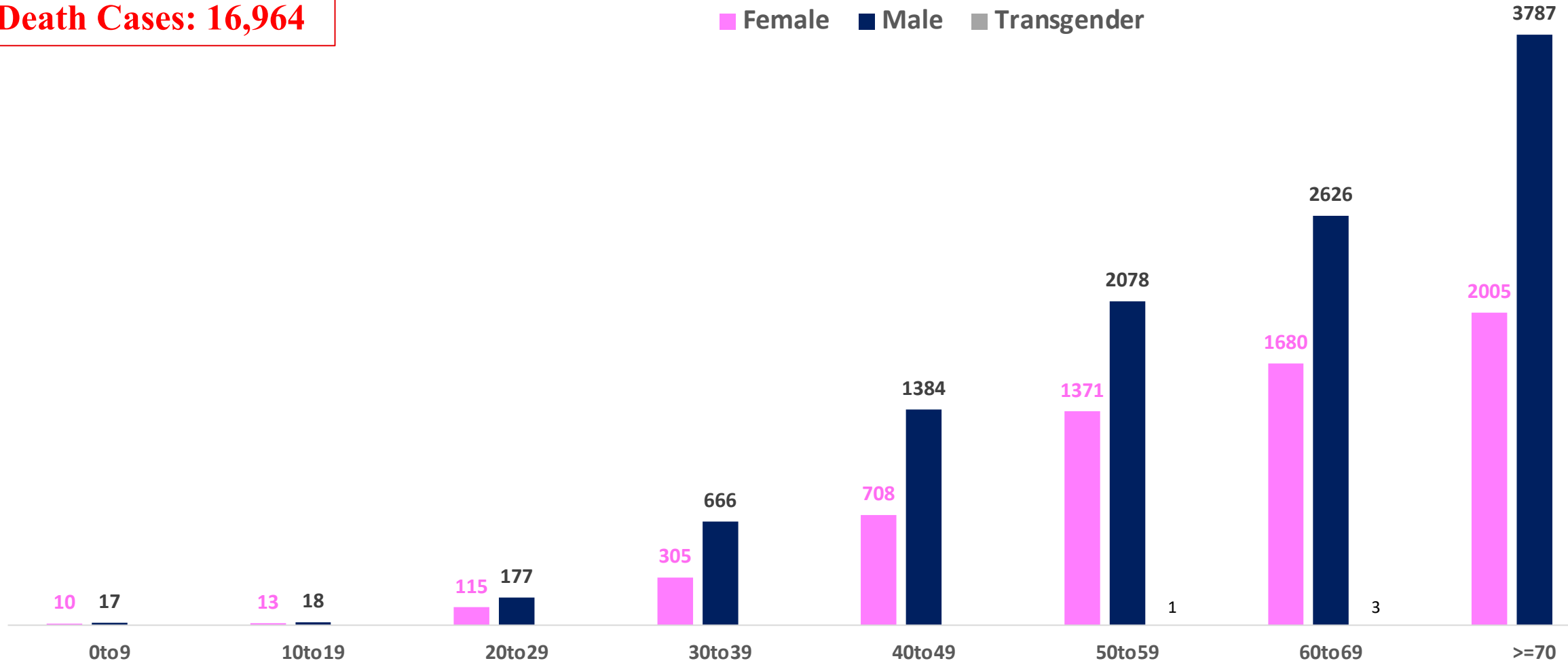


AGE AND GENDER WISE DISTRIBUTION OF DEATH CASES



Death Cases: 16,964

Female Male Transgender





VACCINATION COVERAGE AS ON 24.05.2022



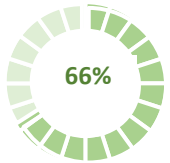
Total Doses Administered

1,91,07,811

▲9,575

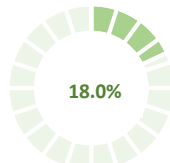
Total 12-14 years Population : 2.82 Lakhs

1ST DOSE



66%
1,85,646
Doses administered
▲1,218

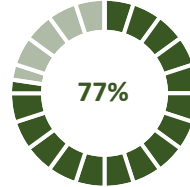
2ND DOSE



18.0%
50,797
Doses administered
▲1,871

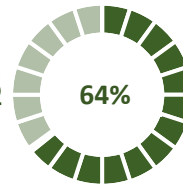
Total 15-18 years Population : 4.42 Lakhs

1ST DOSE



77%
3,42,385
Doses administered
▲145

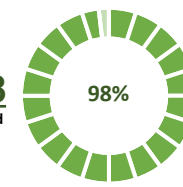
2ND DOSE



64%
2,84,398
Doses administered
▲300

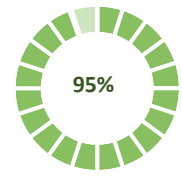
Total adult Population : 91.7 Lakhs

1ST DOSE



98%
89,98,059
Doses administered
▲279

2ND DOSE



95%
86,67,969
Doses administered
▲2,575

Priority Group*

Health Care Workers

Dose 1

2,10,306
Doses administered
▲0

Dose 2

2,06,439
Doses administered
▲4

Frontline Workers

Dose 1

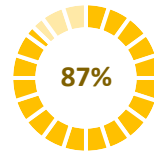
3,81,795
Doses administered
▲3

Dose 2

3,72,551
Doses administered
▲4

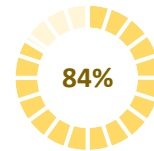
18 - 44 Years Coverage

Dose 1



87%
57,32,911
Doses administered
▲224

Dose 2



84%
54,93,691
Doses administered
▲2,177

PRECAUTION DOSE



5,78,557

Doses administered

▲3,187

PRECAUTION DOSES ADMINISTERED

Health Care Workers

76,681

Booster Doses administered

▲177

Front Line Workers

75,616

Booster Doses administered

▲441

60 + Years Coverage

3,19,121

Booster Doses administered

▲937

18 + Years Coverage

1,07,139

Booster Doses administered

▲1,632

45 – 59 Years Coverage

Dose 1



95%
16,93,625
Doses administered
▲32

Dose 2



93%
16,47,665
Doses administered
▲281

60 + Years Coverage

Dose 1



100%
9,79,422
Doses administered
▲20

Dose 2



100%
9,47,623
Doses administered
▲109

▲ indicates the increase in last 24 hours



COVID-19 SCENARIO IN BENGALURU AND OTHER METROPOLITAN CITIES



CITY NAME	Positive Cases	Active Cases	Recovered	Deceased	Vaccine Doses Administered
New Delhi	19,04,240	1,841	18,76,196	26,203	3,41,24,766
Bengaluru*	17,86,670	1,730	17,67,976	16,964	2,19,71,498
Mumbai	10,62,354	1,430	10,41,358	19,566	2,10,47,047
Chennai	7,52,286	188	7,43,030	9,068	1,05,30,864
Kolkata	4,47,192	272	4,41,264	5,656	1,01,38,821

Source : <https://dashboard.cowin.gov.in/> at 3:10 pm (25.05.2022)
Source : <https://www.covid19bharat.org/> at 3:10 pm (25.05.2022)

*includes BBMP & Bengaluru Urban



SNAPSHOT OF COVID-19 CASES IN BENGALURU URBAN



**Total Wards With
<=5 Cases* :
171**

**Tests Conducted
On 24.05.2022:
13,973**

**Recovery
Rate:
98.95%**

**Total
Active Cases :
1,730**

**Total Vaccinated on
24.05.2022:
9,575**

**Positivity
Rate* :
1.13%**

**Active
Rate:
0.10%**

**Case
Fatality Rate* :
0.00%**



*Total positive cases In the past 7 days

*CFR and positivity is for Past 7 days



ಬೃಹತ್ ಬೆಂಗಳೂರು ಮಹಾನಗರ ಪಾಲಿಕೆ
Bruhat Bengaluru Mahanagara Palike



Download BBMP Bulletin	https://apps.bbmpgov.in/covid19/mediabulletin.php
For BBMPCovid19 Bed Status:	https://apps.bbmpgov.in/covid19/en/Bedstatus.php
To register for vaccination :	https://selfregistration.cowin.gov.in/
BBMP COVID19 Dashboard:	https://apps.bbmpgov.in/covid19/
Follow us on:	 www.facebook.com/bbmp.comm1/
	 twitter.com/BBMPCOMM

Government of Karnataka
ಆರೋಗ್ಯ ಮತ್ತು ಕುಟುಂಬ ಕಲ್ಯಾಣ ಇಲಾಖೆ
Dept of Health and Family Welfare

ಶಾಲೆಗಳಲ್ಲಿ ಅನುಸರಿಸಬೇಕಾದ
ಮುನ್ನೆಚ್ಚರಿಕಾ ಕ್ರಮಗಳು

ಸರಿಯಾದ ರೀತಿಯಲ್ಲಿ ಮಾಸ್ಕ್ ಧರಿಸಿ

ಟೆಂಪರೇಚರ್ ಚೆಕ್ ಮಾಡಿ

ಸರಿಯಾಗಿ ಕೈಗಳನ್ನು ತೊಳೆಯಿರಿ

ಸಾಮಾಜಿಕ ಅಂತರ ಪಾಲಿಸಿ

Connect with  @DHFVKA

Issued by:

Honorable Chief Commissioner, BBMP
Special Commissioner Health & IT, BBMP
MD, Bengaluru Smart City Limited

THANK YOU !

